

# CITY CRANE MC 45

LKX 1

**POTAIN**  <sup>®</sup>



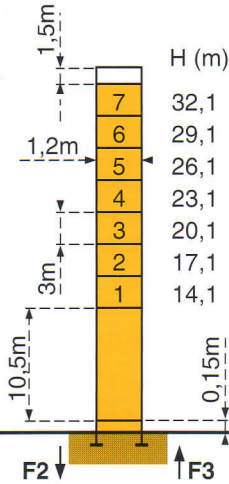
Mats - Maste - Masts - Mástil - Torre



□ 1,2m

Flèche - Ausleger - Jib  
Flecha - Braccio  
30m → 35m

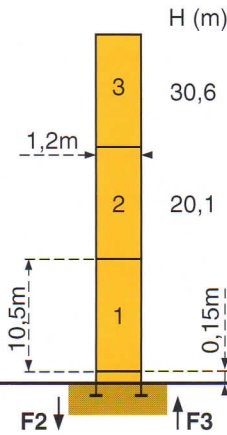
**P 12A**



F2	● 40t	■ 55t
F3	● 29t	■ 46t

	14t
--	-----

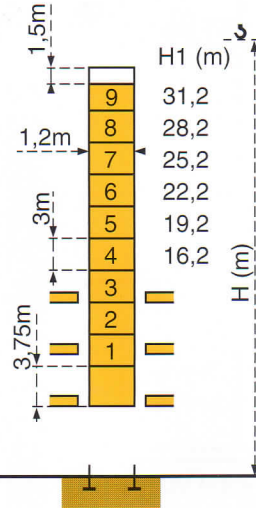
**P 12A**



F2	● 36t	■ 44t
F3	● 27t	■ 36t

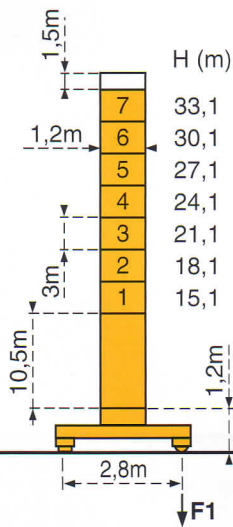
	11t
--	-----

**B 122A**



Voir ci-contre  
Siehe nebenstehend  
See opposite  
Ver pagina opuesta  
Vedi pagina accanto

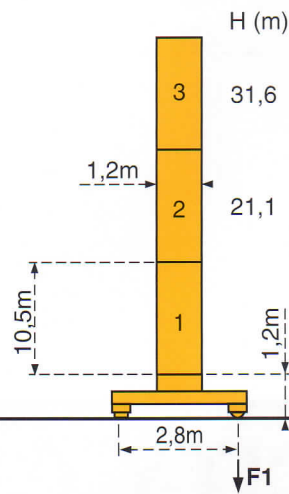
**ZJ 12A**



F1	● 33t	■ 45t
----	-------	-------

	17t
--	-----

**ZJ 12A**




F1	● 29t	■ 36t
----	-------	-------


	14t
--	-----

F = Réactions - Eckdrücke - Reactions - Reacciones - Reazioni

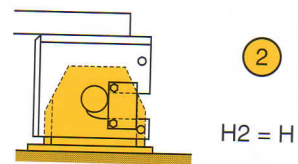
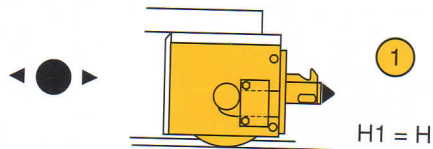
Courbes de charges - Lastkurven - Load diagrams - Curvas de cargas - Curve di carico

 Flèche Ausleger Jib Flecha Braccio

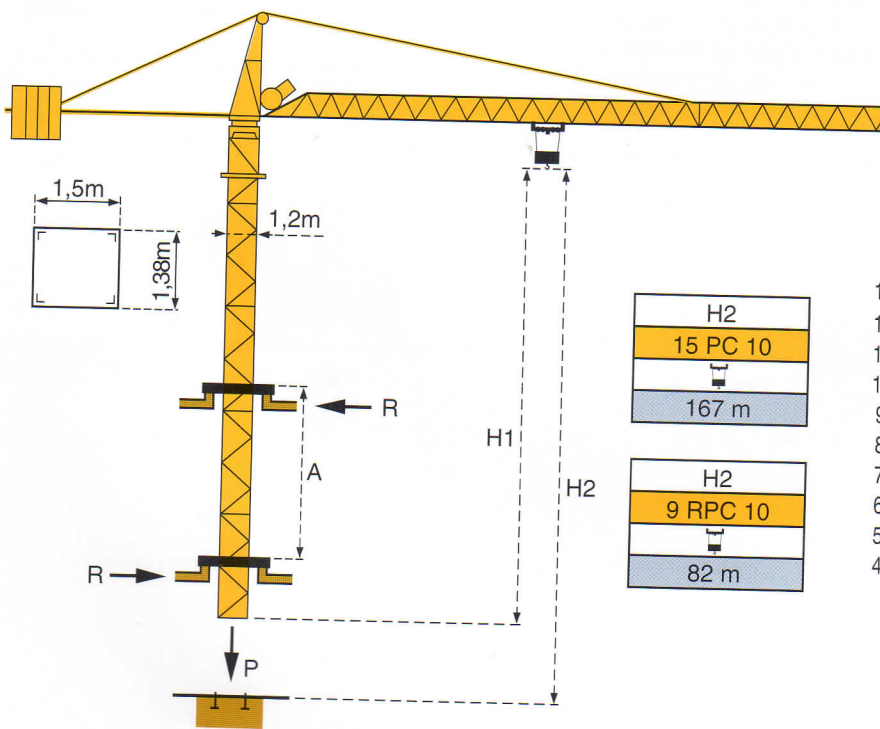
35 m 	20,3	22	25	27	30	32	35	m
	2	1,82	1,55	1,41	1,23	1,13	1	t

30 m 	20,6	22	25	27	30	m
	2	1,85	1,58	1,43	1,25	t

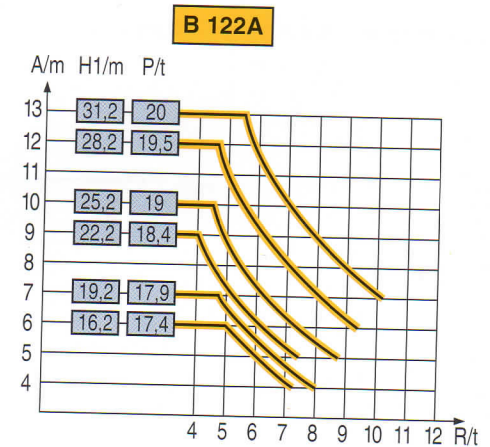
ZJ



Télescopage sur dalles - Kletterkrane im Gebäude - Climbing crane  
Telescopage guas trepadoras - Gru in cavedio



















H2	15 PC 10	167 m
H2	9 RPC 10	82 m



A Distance entre cadres	A Abstand zwischen den Rahmen	A Distance between collars	A Distancia entre marcos	A Distanza fra i telai
H1 Hauteur grue	H1 Kranhöhe	H1 Crane height	H1 Altura grúa	H1 Altezza gru
P Poids de la grue (en service)	P Krangewicht (in Betrieb)	P Crane weight (in service)	P Peso de la grúa (en servicio)	P Peso della gru (in servizio)
R Réaction horizontale	R Horizontalkräfte	R Horizontal reaction	R Reaccion horizontal	R Reazione orizzontale

- |  |  |   |   |  |
|--|--|---|---|--|
| ● En service                                       | ● In Betrieb   | ● In service  | ● En servizio                                       | ● In servizio  |
| ■ Hors service                                     | ■ Ausser Betrieb   | ■ Out of service  | ■ Fuera de servicio                                 | ■ Fuori servizio   |
| ⊕ A vide sans lest avec flèche et hauteur maximum. | ⊕ Ohne Last und Ballast mit Maximalausleger und Maximalhöhe. | ⊕ Without load and ballast with longest jib and maximum height. | ⊕ Sin carga, sin lastre con flecha y altura máxima. | ⊕ A vuoto senza zavorra e con braccio massimo e altezza massima. |

# Mécanismes - Antriebe - Mechanisms - Mecanismos - Meccanismi

				m/min	t		ch -PS hp	kW
<b>Levage</b> <b>Heben</b> <b>Hoisting</b> <b>Elevación</b> <b>Sollevamento</b>	<b>9 RPC 10</b>   	  		6,5	2	165 m	8,2	6
				20	2			
				40	1			
	<b>15 PC 10</b>   	  		9	2	335 m	15	11
				27	2			
				54	1			
<b>Distribution - Katzfahren - Trolleying</b> <b>Distribución - Distribuzione</b>		1D1V1D		36			1,2	0,9
<b>Orientation - Schwenken - Slewing</b> <b>Orientación - Rotazione</b>		RCO		0,3 → 1 tr/min U/min-rpm			6,5	4,8
<b>Translation - Kranfahren - Travelling</b> <b>Traslación - Traslazione</b>		TVD 324 C1		26			2 x 4	2 x 2,9
Réseau - Netzstrom - Mains supply - Red - Rete elettrica						CEI 38 IEC 38	400V (+6%-10%) 50Hz	
Puissance électrique nécessaire - Anschlusswert - Necessary electric power Potencia eléctrica necesaria - Potenza elettrica necessaria							9 RPC : 15 KVA 15 PC : 25 KVA	
Groupe électrogène - Stromaggregat - Generator set - Grupo electrogeno - Gruppo elettrogeno							*	

\* Nous consulter - Auf Anfrage - Consult us - Consultarnos - Consultateci

Conforme aux directives CEE 84/534 et 87/405 sur le niveau acoustique - Gemäss EWG-Richtlinien 84/534 und 87/405 für den Schall- Leistungspegel  
 In compliance with the EEC 84/534 and 87/405 instructions on noise level - Conforme con las directivas CEE 84/534 y 87/405 sobre el nivel acustico  
 Conforme alle direttive CEE 84/534 e 87/405 sul livello acustico



FEM/1-A3

Copyright.Reproduction interdite © POTAIN 1997

**POTAIN** 

GRUPE LEGRIS INDUSTRIES

18.Rue de Charbonnières, B.P. 173-F 69132 ECULLY Cedex  
 Tél. (33)04.72.20.20.20 - Fax (33)04.72.20.20.00  
 http://www.potain.fr - E-mail : mkt@potain.fr

POTAIN GmbH Deutschland Tel : 06.105.704.0  
 SIMMAPOTAIN Italia Tel : 039.65.631  
 Zhangjiagang POTAIN China Tel : 520. 877.1451

**CITY CRANE MC 45**

Réf. 1997.05.LKX 1

Modifiche riservate

Modificaciones reservadas

Subject to modification

Änderungen vorbehalten

Modifications réservées

Printed in France

Réalisation SODIPE