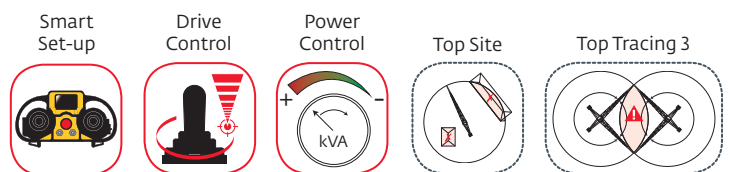
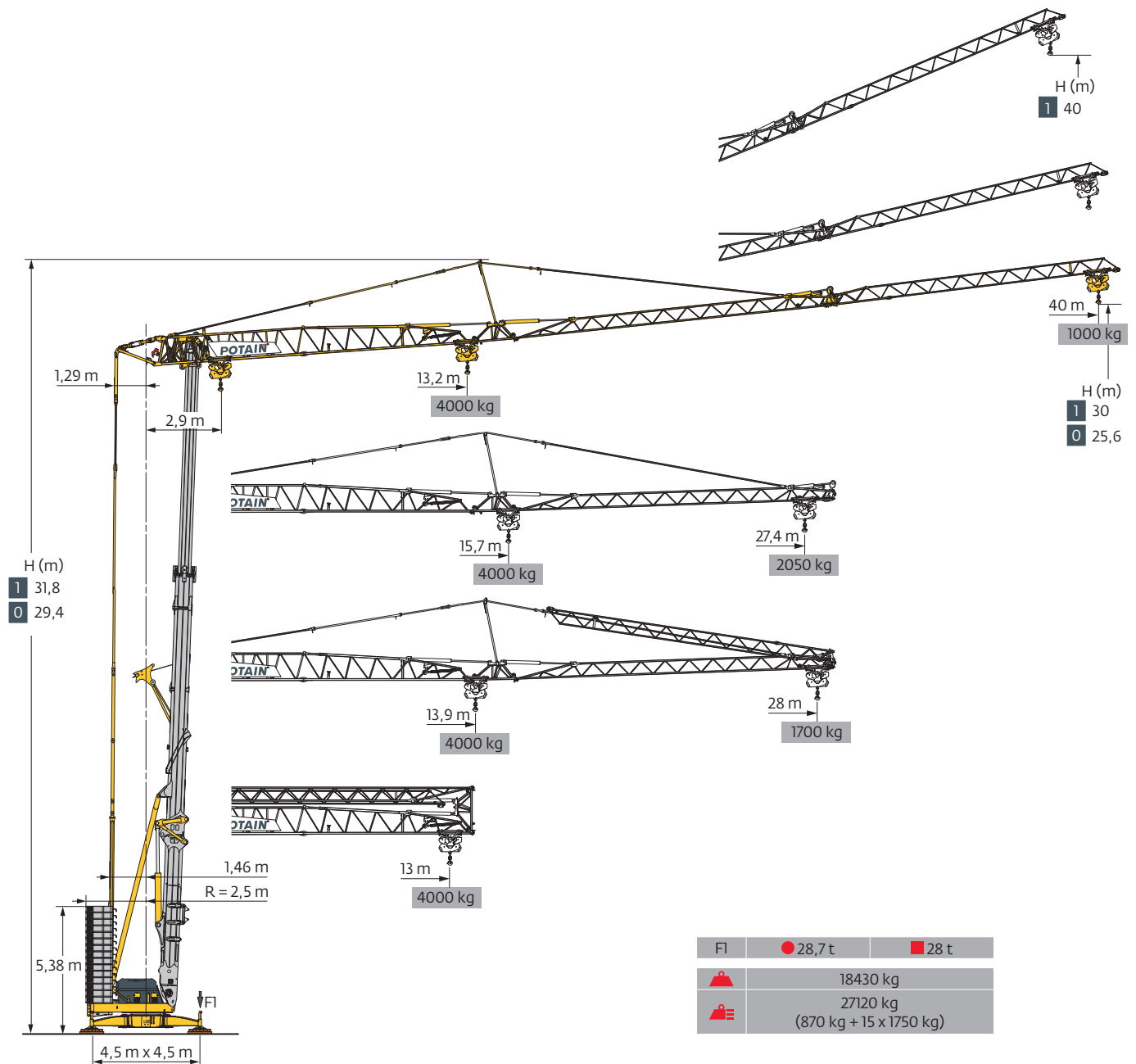
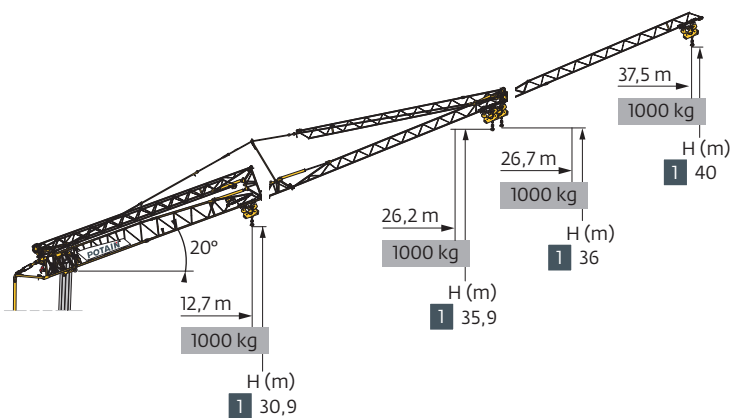
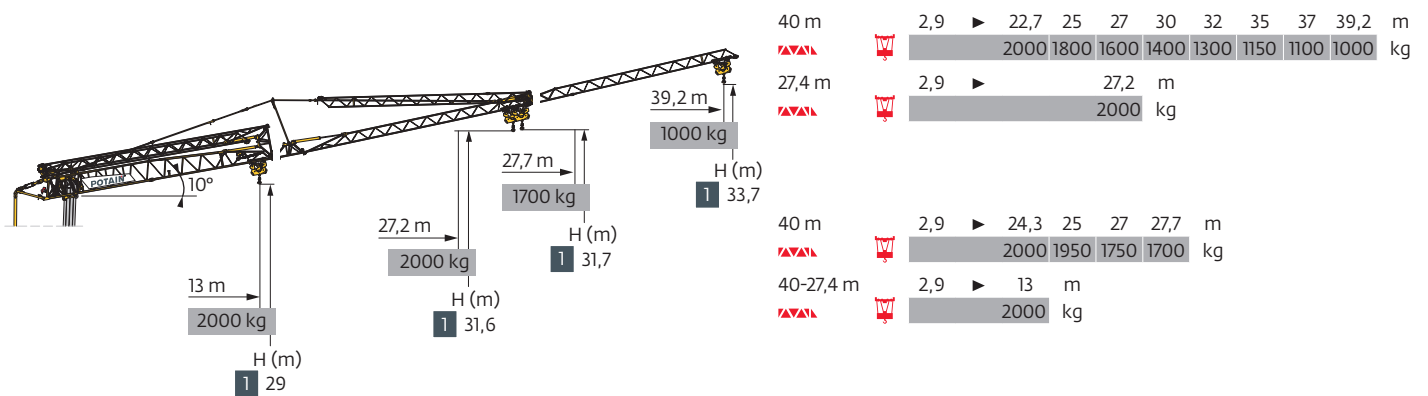
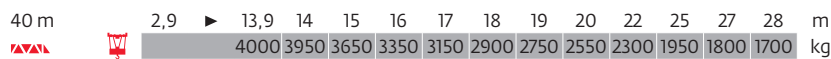
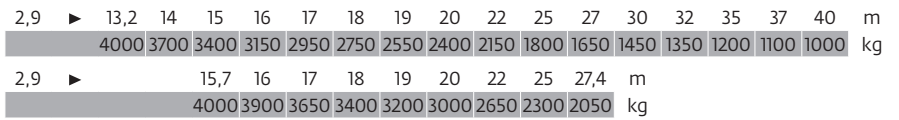
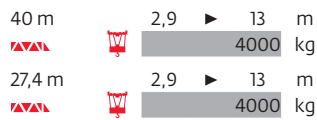
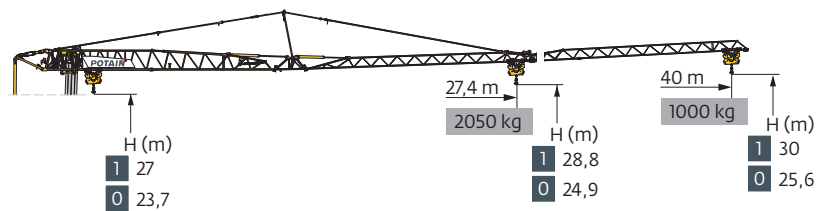
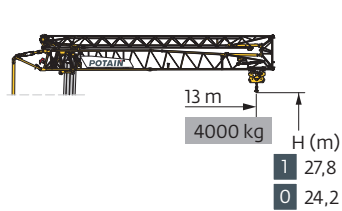






Hup 40-30







Courbes de charges / Lastkurven / Load curves / Curvas de cargas / Curve di carico
 Curvas de carga / Кривые нагрузок

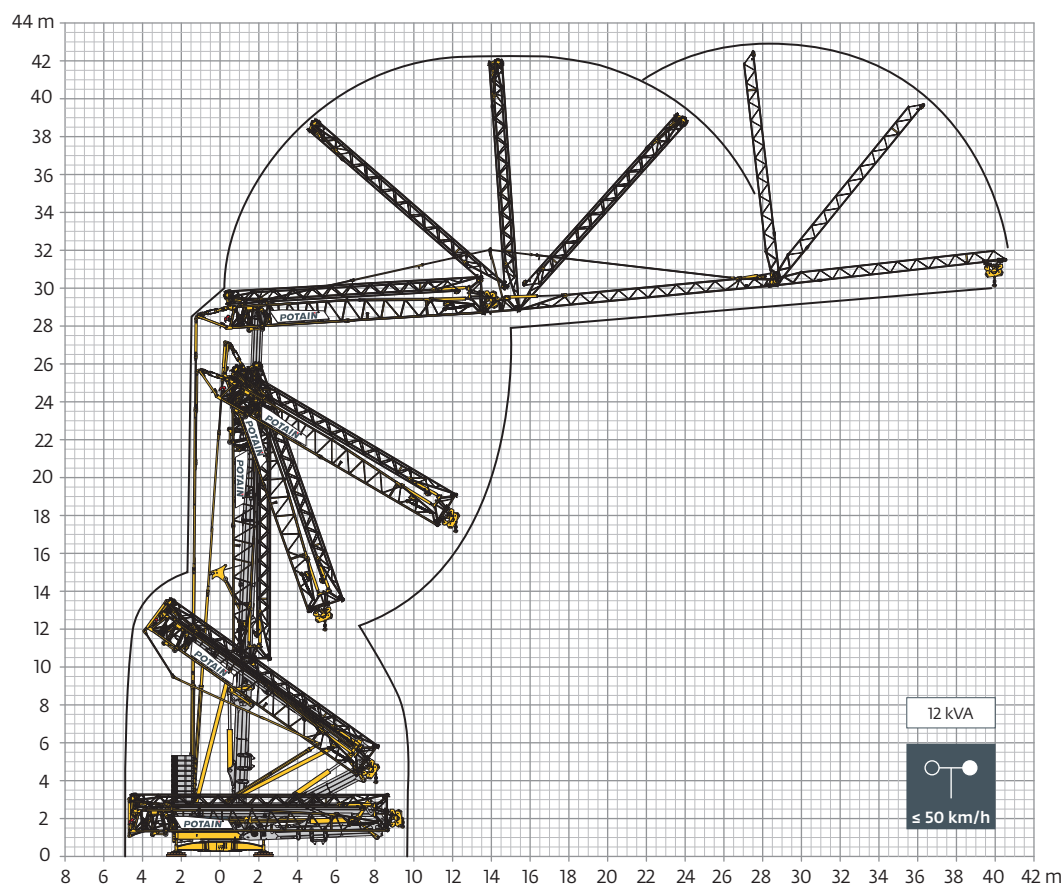


Mécanismes / Triebwerke / Mechanisms / Mecanismos / Meccanismi
 Mecanismos / Механизмы

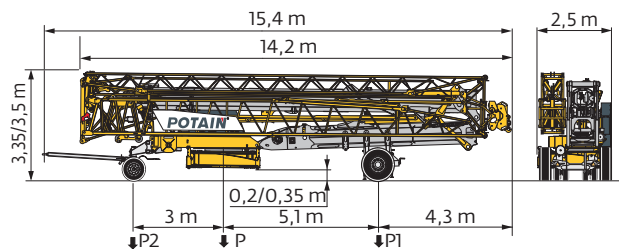
400 V - 50 Hz 480 V - 60 Hz							ch - PS hp	kW	
	18 HPL 10	m/min	1,7	19	36	58	65	18	13
		kg	4000	4000	2000	1000	500		
	3 DVF 5	m/min	1 → 45 (0 → 1000 kg) 1 → 41 (1000 → 4000 kg)					3	2,2
	HPS 142	tr/min U/min rpm	0 → 0,9					2 x 5	2 x 3,7

 IEC 60204-32		
400 V (+10% -10%) 50 Hz 480 V (+6% -10%) 60 Hz	23 → 17 kVA	

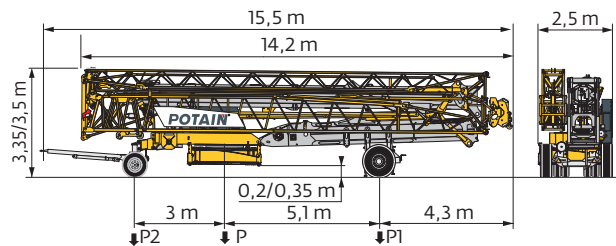
Montage / Montage / Erection / Montaje / Montaggio
 Montagem / Монтаж



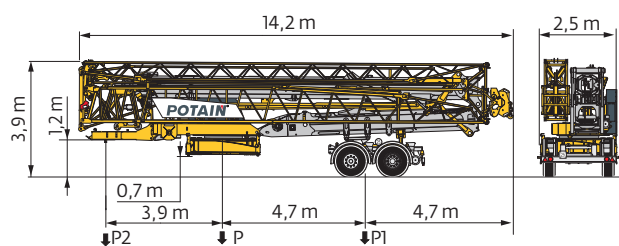
Transport / Transport / Transport / Transporte / Trasporto
Transporte / Транспортировка



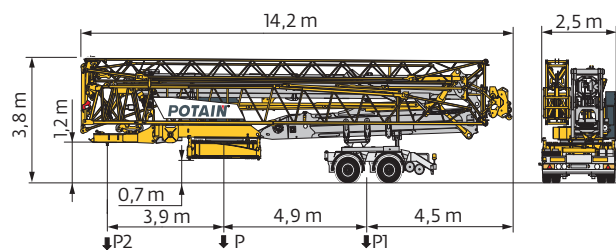
	km/h	P (kg)	P1 (kg)	P2 (kg)
DJ100/S120	10	20320	11870	8450
DJ105/S125	25	20580	11980	8600



	km/h	P (kg)	P1 (kg)	P2 (kg)
DJ126M/S125	25	20780	12000	8780
..... /				



	km/h	P (kg)	P1 (kg)	P2 (kg)
SL121/S215M	25	21880	14710	7170



	km/h	P (kg)	P1 (kg)	P2 (kg)
2007/46/CE				
SL122/J215M (EBS)	80	21680	14510	7170

FR

- Rayon de giration
- Nous consulter
- Réactions en service
- Réactions hors service
- Poids à vide, sans lest, sans trains de transport, avec flèche maxi. et hauteur standard.
- Poids total du lest
- Équipements standards
- Équipements optionnels
- Levage
- Distribution
- Orientation
- Puissance requise
- Fonction Power Control : vitesses treuils adaptées à la puissance disponible

DE

- Schwenk radius
- Auf Anfrage
- Reaktionskräfte in Betrieb
- Reaktionskräfte außer Betrieb
- Gewicht ohne Last, ohne Ballast, ohne Transportachsen, mit max. Auslager und Standardhöhe
- Ballast-Gesamtgewicht
- Standardausrüstungen
- Sonderausrüstungen
- Heben
- Katzfahren
- Schwenken
- Erforderliche Leistung
- Funktion Power Control: Geschwindigkeiten der Triebwerke werden an die verfügbare Leistung angepasst

EN

- Rear slewing radius
- Consult us
- Reactions in service
- Reactions out of service
- Weight without load, without ballast, without transport axes, with max. jib and standard height
- Total ballast weight
- Standard equipment
- Options
- Hoisting
- Trolleying
- Slewing
- Required power
- Power Control Function: winch speeds adapted to the available power

ES

- Radio de giro
- Consultarnos
- Reacciones en servicio
- Reacciones fuera de servicio
- Peso en vacío, sin lastre, sin trenes de transporte con flecha y altura estándar
- Peso total del lastre
- Equipamiento de serie
- Equipamiento opcional
- Elevación
- Distribución
- Rotación
- Potencia Necesaria
- Función Power Control: marchas de los cabrestantes adaptadas a la potencia disponible

IT

- Raggio di rotazione
- Consultateci
- Reazioni in servizio
- Reazioni fuori servizio
- Peso a vuoto, senza zavorra, senza assali di trasporto, con braccio max e altezza standard.
- Peso totale della zavorra
- Equipaggiamento standard
- Equipaggiamento in opzione
- Sollevamento
- Distribuzione
- Rotazione
- Potenza richiesta
- Funzione Power Control: velocità degli argani adattate alla potenza disponibile

PT

- Raio de rotação
- Consultar-nos
- Reacções em serviço
- Reacções fora de serviço
- Peso em vazio, sem lastro, sem eixos de transporte com lança máxima e altura standard.
- Peso total do lastro
- Equipamento de série
- Equipamento opcional
- Elevação
- Distribuição
- Rotação
- Potência Necessária
- Função Power Control: velocidades de guincho adaptadas à potência disponível

RU

- Задний габарит
- Проконсультируйтесь у нас
- Реакция при работе
- Реакция в покое
- Вес без груза, без балласта, без осей для транспортировки, с максимальным вылетом стрелы и стандартной высотой
- Общий вес балласта
- Стандартное оборудование
- Дополнительное оборудование (опция)
- Подъем
- Перемещение по стреле
- Поворот
- Потребляемая мощность
- Функция контроля мощности Power Control: регулировка скорости лебедок в зависимости от доступной мощности



Document commercial non contractuel. Pour toute information technique se référer à la notice correspondante.

Unverbindliches Vertriebsdokument. Für technische Informationen, siehe die entsprechenden Anweisungen.

This commercial document is not legally binding. For any technical information, please refer to the corresponding instructions.

Documento comercial non contractuel. Para cualquier información técnica, ver la noticia correspondiente.

Documento commerciale non vincolante, per tutte le informazioni tecniche fare riferimento al catalogo istruzioni.

Documento comercial não contractual. Para qualquer informação técnica complementar consultar as respectivas instruções.

Этот коммерческий документ не является юридически обязательным. Для получения технической информации, см. соответствующие инструкции.



Americas
Manitowoc, Wisconsin, USA
Tel: +1 920 684 6621
Fax: +1 920 683 6277

Shady Grove, Pennsylvania, USA
Tel: +1 717 597 8121
Fax: +1 717 597 4062

Europe, Middle East, Africa
Dardilly, France - TOWERS
Tel: +33 (0)4 72 18 20 20
Fax: +33 (0)4 72 18 20 00

Wilhelmshaven, Germany - MOBILE
Tel: +49 (0) 4421 294 0
Fax: +49 (0) 4421 294 301

Greater Asia-Pacific
Singapore
Tel: +65 6264 1188
Fax: +65 6862 4040

China
Shanghai, China
Tel: +86 21 6457 0066
Fax: +86 21 6457 4955

www.manitowoccranes.com

©2016 All Rights Reserved – Manitowoc Cranes, LLC and its affiliates.